



The Effectiveness of Virtual Reality Intervention for COVID-19-Related Psychological Distress: A Systematic Review

Seul-Ah Lee^{1*}, Simyang Heo^{2*}, Somin Kim², Chaeyeon Park², Yujin Jung², Garam Ji²,
Hyeon-Ah Lee³, Kibum Kim⁴, Sungkean Kim⁴, Bin-Na Kim² ✉, and Ji Sun Kim³ ✉

¹Department of Counseling Psychology, CHA University, Pochon, Republic of Korea

²Department of Psychology, Gachon University, Seongnam, Republic of Korea

³Department of Psychiatry, Soonchunhyang University Cheonan Hospital, Cheonan, Republic of Korea

⁴Department of Human-Computer Interaction, Hanyang University, Ansan, Republic of Korea

Objective The prolonged coronavirus disease-2019 (COVID-19) pandemic is likely to cause psychological distress in people. This systematic review aimed to identify the effectiveness of virtual reality (VR)-based psychological intervention among individuals with psychological distress during the COVID-19 crisis. PubMed, Ovid MEDLINE, Cochrane Library, Web of Science, Embase, and PsycINFO databases were searched for articles published until July 2022.

Methods The available citations were deduplicated and screened by two authors using the title and abstract information. Eligibility criteria were constructed according to the PICOT guidelines. Empirical studies of all designs and comparator groups were included if they appraised the impact of an immersive VR intervention on any standardized measure indicative of psychological distress (stress, anxiety, depression, and post-traumatic symptoms) or improvements in quality of life in participants, including COVID-19 patients, medical staff working with COVID-19 patients, and people who had experienced strict social distancing during the COVID-19 pandemic.

Results The results were discussed using a narrative synthesis because of the heterogeneity between studies. Seven of the studies met the inclusion criteria. There were two randomized controlled trials and five uncontrolled studies on VR interventions.

Conclusion All studies reported significant improvement in a wide range of psychological distress during COVID-19, ranging from stress, anxiety, depression, and post-traumatic symptoms to quality of life, supporting the efficacy of VR-based psychological intervention. Our results suggest that VR intervention has potential to ameliorate COVID-19-related psychological distress with efficacy and safety.

Psychiatry Investig 2023;20(4):357-368

Keywords COVID-19 pandemic; Virtual reality; Psychological distress; Psychological intervention.

INTRODUCTION

Coronavirus disease-2019 (COVID-19), caused by the SARS-CoV-2 virus, was first identified in Wuhan, China, in late 2019, and swiftly spread to the other countries. Subsequently, the World Health Organization declared the COVID-19 outbreak

a global “pandemic” in March 2020.¹ Since then, it has lasted for more than two years, forcing the world to face unprecedented medical, economic, and social challenges. Economic and psychological effects caused by social distancing and preventive measures against COVID-19, as well as physical health problems due to infection, have affected public mental health. Consequently, stress, anxiety, fear, depression, and post-traumatic stress related to COVID-19 are emerging as global issues.²⁻⁴

The pandemic has had a harmful effect on public mental health, leading to psychological crises.⁵ People are more likely to experience severe anxiety and depression due to the prolonged COVID-19 pandemic. It is likely to be a traumatic stressor for some high-risk mental health groups.⁶ A domestic survey⁷ on the psychological impact of COVID-19 reported that approximately 30% of participants experienced mild to moderate anxiety symptoms and peritraumatic distress, and more than 30% of participants had mild to moderate depressive symptoms.

Received: November 22, 2022 **Revised:** January 31, 2023

Accepted: February 6, 2023

✉ **Correspondence:** Bin-Na Kim, PhD

Department of Psychology, Gachon University, 1342 Seongnam-daero, Sujeong-gu, Seongnam 13120, Republic of Korea

Tel: +82-31-750-5264, **Fax:** +82-31-750-5174, **E-mail:** shinebinna@gachon.ac.kr

✉ **Correspondence:** Ji Sun Kim, MD, PhD

Department of Psychiatry, Soonchunhyang University Cheonan Hospital, 31 Suncheonhyang 6-gil, Dongnam-gu, Cheonan 31151, Republic of Korea

Tel: +82-41-570-2280, **Fax:** +82-41-592-3804, **E-mail:** ideal91@hanmail.net

*These authors contributed equally to this work.

© This is an Open Access article distributed under the terms of the Creative Commons Attribution Non-Commercial License (<https://creativecommons.org/licenses/by-nc/4.0>) which permits unrestricted non-commercial use, distribution, and reproduction in any medium, provided the original work is properly cited.

The number of newly reported COVID-19 cases has been declining globally since the end of March, 2022.⁸ However, some of the patients with COVID-19 continue to experience serious and persistent physical and psychological aftereffects. COVID-19 patients may have been exposed to a life-threatening situation depending on the severity of the symptoms, and there is a risk that their mental health will deteriorate due to persistent aftereffects or stigma and hate responses to confirmed patients.⁹ Healthcare workers are likely to have post-traumatic symptoms during the COVID-19 pandemic.¹⁰ They not only have a high risk of infection but also continue to be exposed to long disasters, which are likely to cause severe stress and mental fatigue.^{11,12} A quantitative study with nurses in Korea indicated that more than 50% of nurses who cared for COVID-19 patients were classified into post-traumatic stress risk groups, and most of them experienced psychological distress.¹³ Imposing quarantine, such as social distancing, cancellation of mass gatherings, and school closures, are the most effective measures to prevent the spread of virus infection, while it is a risk factor for mental health problems.¹⁴ People who have been placed under COVID-19 stay-at-home orders showed anxiety, fear, worry about the future, sleep problems, and increased suicidal ideation.¹⁵

COVID-19 makes it difficult for people to receive face-to-face medical and psychological support, forcing clinicians to deliver treatment via audio/videocalls, e-mail, or the Internet.¹⁶ Given the deteriorating mental health due to isolation and physical distancing in the context of COVID-19, it is needed to address the inevitable mental health problem using digital technologies.¹⁷ Online mental health interventions embedded in virtual reality (VR) are considered a promising solution.¹⁸ VR is a technology that digitally furnishes a three-dimensional (3D) ambiance,¹⁹ and the virtual social world is a controlled environment experienced under the guidance of a therapist. The virtual environment allows participants to experience a sense of presence in an immersive, computer-generated, 3D interactive environment and to experience controlled delivery of sensory stimulation via a therapist, including visual, auditory, olfactory, and tactile cues.²⁰ VR therapy, which has recently been verified for its effectiveness, has high potential to be applied to COVID-19-related interventions. VR had various health usages during the pandemic including physical and cognitive rehabilitation, pain management, treatment of psychological disorders, and healthcare professional training.²¹ Also, VR has the potential to facilitate remote therapies that can be more consistent, scalable, and available.²²

Different from traditional face-to-face psychotherapy, a combination of visual and auditory stimuli in VR can be used to create an immersive experience, which may reduce perceived distress and negative affect, and induce relaxation and posi-

tive affect.²³ VR interventions have been developed for various psychological and psychiatric conditions.^{24,25} Notably, it makes individuals with post-traumatic stress disorder (PTSD) fully immerse in the traumatic scene and create an evocative environment that may augment a patient's imaginative exposure with multi-sensational experiences.^{20,26} Many studies have found that VR-based therapies may be effective for a broad range of mental disorders, including panic disorder,²⁷ phobias,²⁸ major depressive disorder,²⁹ and PTSD.³⁰ Additionally, VR interventions demonstrated effectiveness in case of natural disasters. VR-based interventions effectively alleviated PTSD symptoms, anxiety, and depression caused by natural disasters.^{31,32} Meta-analysis studies have shown moderate to large effects of VR interventions compared to control conditions for anxiety and depression outcomes (e.g., waitlist, placebo, relaxation, and treatment as usual),³³ and a large effect size for VR therapy on anxiety disorders, which was comparable to in vivo conditions.³⁴

Prior studies revealed the potential of digital therapeutic technology like as immersive VR that offer cost-effective, scalable, and on-demand solution to address mental problems. Since COVID-19 era has prolonged yet, VR intervention has the potential strength to minimize face-to-face intervention.²² Despite the growing importance and necessity of distant-delivered treatment or non-directive treatment for psychiatric problems in this pandemic era, there has not been much research related to VR interventions for COVID-19-related psychological distress.³⁵ Although various studies have found that VR-based therapies could be beneficial for various mental health disorders, there has been a paucity of information on whether beneficial effect of VR-based intervention could be generalized into patients and medical staff with COVID-19-related mental-health problems.³⁶ To the best of our knowledge, one systematic review study³⁶ conducted a systematic review of VR technology for the treatment of mental health problems during COVID-19. Despite the thoroughness of the findings of the first systematic review, Hatta et al.¹⁸ had limitations in the selection bias and heterogeneity of the included studies. Therefore, this study aimed to overcome these limitations and review the literature by applying more sophisticated and rigorous standards. The main objective of this study was to identify the effectiveness of VR-based psychological intervention among individuals with psychological distress during the COVID-19 crisis.

METHODS

This systematic review was conducted in accordance with the Preferred Reporting Items for Systematic Reviews and Meta-Analyses (PRISMA) guidelines. This review was registered under registration number CRD42022351974 in the International Prospective Register of Systematic Reviews (PROSPERO).

Search strategy

Search strategies were developed in collaboration with a research team and an experienced librarian. Keywords related to VR and COVID-19-related psychological distress were developed by the research team, and a librarian searched the following electronic databases: PubMed, Ovid MEDLINE, Cochrane Library, Web of Science, Embase, and PsycINFO. A database search was conducted on July 22, 2022. We used the following search terms: (COVID 19 OR SARS-CoV-2) AND (psychological distress OR anxiety OR depression OR stress, psychological OR quality of life OR COVID-19 stress syndrome) AND (virtual reality exposure therapy OR virtual reality). Furthermore, a search for registered clinical trials (clinicaltrials.gov), grey literature, and references of the included studies was conducted to identify potentially relevant studies. The search strategy is presented in Supplementary Material (in the online-only Data Supplement).

Eligibility criteria

Eligibility criteria were constructed according to the PICOT guidelines.³⁷ To be eligible for inclusion, the articles had to fulfill the following criteria. Regarding the population (P), the criteria included adults experiencing COVID-19-related psychological distress. The participants included COVID-19 patients, medical staff working with COVID-19 patients, and people who had experienced strict social distancing during the COVID-19 pandemic. No age, sex, race, or ethnicity were applied. For intervention (I), psychological intervention studies using VR were included. For comparison (C), studies using the treatment as usual or waitlist group as a control group (controlled studies), or studies using baseline (pre-intervention) as a control condition (uncontrolled studies) were included. Outcomes (O) included reductions in psychological distress (e.g., stress, anxiety, depression, and post-traumatic symptoms) or improvements in quality of life. For study type (T), only peer-reviewed original articles using the following study designs were considered: cohort studies, before-and-after studies, case-controlled studies, and randomized controlled studies.

Exclusion criteria included 1) psychological distress unrelated to COVID-19; 2) non-psychological interventions using VR (e.g., VR tour); and 3) studies that did not report the outcome of interest. In addition, the following studies were excluded: reviews, case reports, commentaries, letters to the editor, daily reports, books, protocol registrations, and abstracts without full text.

Selection process

All relevant citations were saved by the reference manager, EndNote. Two reviewers (SA Lee and S Heo) independently screened each citation according to the inclusion/exclusion

criteria stated above. Eligibility of the studies was determined by reading the titles and abstracts of the retrieved articles. If there was insufficient information in the abstract regarding inclusion or exclusion, the full text was reviewed before the final decision. The results were compared to identify inconsistencies, and inter-examiner conflicts were resolved through discussion with a third reviewer (S Kim). A PRISMA flow diagram was used to organize and keep track of the numbers of studies that were included/excluded.

Data extraction

Three reviewers (SA Lee, S Heo, and S Kim) created a detailed table for data extraction using Microsoft Excel. Six evaluators (SA Lee, S Heo, S Kim, C Park, Y Jung, and G Ji) independently extracted data using a prespecified form. The first author, year of publication, study design, country, population characteristics, number of participants, age, intervention, control, and outcome were extracted from the included studies. In addition, data related to the VR intervention included its content, duration of intervention, total number of sessions, and whether it was combined with other treatments. Finally, three evaluators (SA Lee, S Heo, and S Kim) reviewed the data extraction results, and any disagreement regarding the extracted data was resolved by consensus among the reviewers.

Methodological quality appraisal

Two evaluators (SA Lee and S Heo) independently assessed the quality of all the included studies, and any discrepancies were resolved by a third evaluator (S Kim). As this review included studies using different designs, the relevant quality assessment tools were applied according to the study design. The risk of bias in randomized controlled trials (RCTs) was assessed using the revised Cochrane risk of bias tool for randomized controlled trial (RoB 2.0³⁸). In addition, the National Institutes of Health (NIH) quality assessment tool for before-after (pre-post) studies with no control group³⁹ was used to evaluate the methodological quality of before-after studies without control groups. These are recommended as reliable and valid quality assessment tools and have been widely adopted in many systematic reviews.^{38,39} The RoB 2.0 tool contains six domains: 1) bias arising from the randomization process, 2) bias due to deviations from intended interventions, 3) bias due to missing outcome data, 4) bias in measurement of the outcome, 5) bias in the selection of the reported result, and 6) overall bias. Each domain in RoB 2.0 comprises a series of signaling questions, and each question was rated as “yes,” “probably yes,” “probably no,” “no,” or “no information.” Once the signaling questions were answered, a risk-of-bias judgement was assigned one of three levels to each domain: low risk of bias, some concerns, and high risk of bias. The overall risk of bias was judged at three

levels, depending on the level of risk for an individual domain.

The NIH quality assessment tool for before-after studies with no control group consisted of 12 questions: 1) study question; 2) eligibility criteria and study population; 3) study participants representative of clinical populations of interest; 4) all eligible participants enrolled; 5) sample size; 6) intervention clearly described; 7) outcome measures clearly described, valid, and reliable; 8) blinding of outcome assessors; 9) follow-up rate; 10) statistical analysis; 11) multiple outcome measures; and 12) group-level interventions and individual-level outcome efforts. Each question was evaluated as “yes,” “no,” “cannot be determined,” “not applicable,” or “not reported.”

Data synthesis

The studies included in this review used heterogeneous populations (e.g., COVID-19 patients, COVID-19 medical staff, and people who had undergone strict social distancing during the pandemic) and included various outcomes such as stress, anxiety, depression, post-traumatic symptoms, and quality of life. Therefore, quantitative synthesis (meta-analysis) could not be performed due to clinical and methodological diversity in the included articles,⁴⁰ and narrative synthesis was conducted.

RESULTS

Study selection

A flowchart of the data selection process is shown in Figure 1. Of the 630 articles that were initially imported for screening, 259 duplicates were excluded. A total of 371 studies were screened for titles and abstracts. A total of 132 studies on unrelated subjects, including orthopedic training, tourism industry, and animation course teaching, were excluded. By screen-

ing the full text of 239 studies, 232 articles were removed for the following reasons: non-relevant type of study including reviews, case reports, commentaries, and letters (n=136); non-relevant population such as aviophobia patients, people with substance use disorders, people living with dementia, and people with autism (n=47); non-relevant interventions such as face-to-face therapy, online therapy in the group, virtual concerts, and gamification (n=35); non-relevant outcomes including a simple survey for satisfaction and perceived benefit of VR; a survey focused on providers' use of telecommunication modalities and telehealth training and practice (n=5); and non-English (n=9). Finally, seven studies were included in this systematic review. The key results of this study are summarized in Table 1.

Study characteristics summary

Among the seven studies included in the systematic review, in terms of population, three⁴¹⁻⁴³ out of seven studies were conducted on COVID-19 patients and two^{44,45} on medical staff. Two studies^{46,47} were conducted on people who had experienced strict social distancing during the COVID-19 pandemic. Regarding the intervention, most of the VR content contained calming natural scenery stimuli that induced relaxation. Groenvelt et al.⁴¹ used multimodal VR (physical, cognitive, and relaxation/distraction exercise), and the study by Vlasek et al.⁴³ used COVID-19-related ICU (Intensive Care Unit) stimuli in a virtual environment, which was the only study using an exposure therapy component. The VR intervention time per session was reported to be approximately 10 minutes in four studies.^{42,43,46,47} Additionally, 3-minute-VR was used in one study⁴⁴ and 30-minute-VR in another study.⁴¹ The duration of VR intervention was one week in two studies^{46,47} and six weeks in

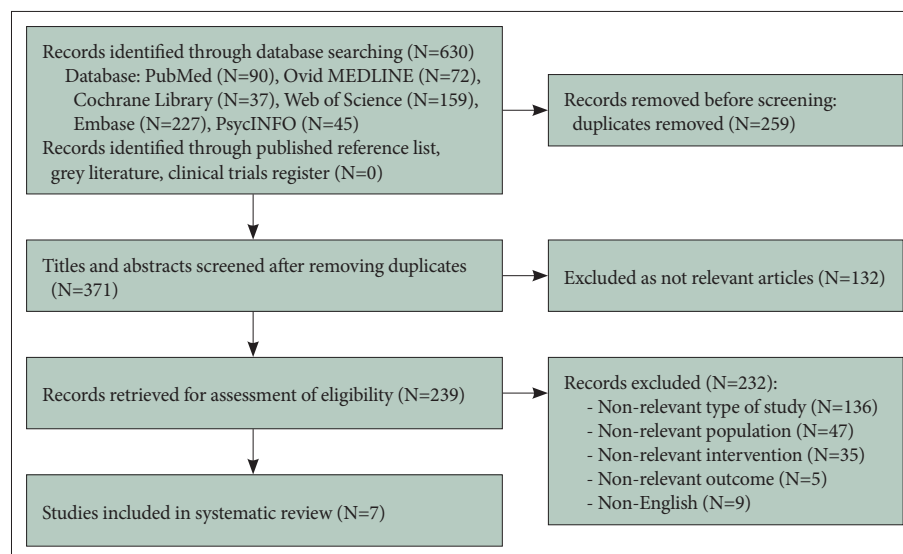


Figure 1. Flowchart of the selection strategy and inclusion/exclusion criteria for the systematic review according to PRISMA guideline.

Table 1. Characteristics of the included studies

Study	Study design	Sample size	Age (yr)	Country	Population	Setting	Intervention	Outcome measures	Comparator /control	Outcome (VR-based intervention)
Nijland et al. ⁴⁵ (2021)	Within subject pre-post	326	Adult	Netherlands	ICU nurses of the UMG working on one of the four intensive care units for COVID-19 patients	University Medical Centre Groningen (UMCG)	VR relaxation (VRRelax) (≥ 10 min, actual use duration was not collected), including videos of calming natural environments	Perceived stress (VAS-stress: 0–100/PSS-10: 10 items, 5-point) Resilience (CD-RISC-10: 10 items, 5-point)	N/A	Mean VAS-stress before VRRelax was 35.2 (standard deviation [SD]=24.3), mean VAS-stress after VRRelax was 21.1 (SD=21.1). The mean difference was 14.0 points, SD=13.3; t-test value=8.6; $p<0.005$; 95% confidence interval (CI)=10.8–17.3.
Riva et al. ⁴⁷ (2021)	Within subject pre-post	40	≥ 18	Italy	People who had experienced at least two months of strict social distancing	Recruited through the combined use of traditional strategies and advertisements on a social media platform	VR video “The Secret Garden” (10 min, 1 week); immersive modality+ non-immersive modality+a series of social exercises (1 week)	Anxiety and depression (DASS) Perceived stress (PSS-10) Hopelessness (BHS)	N/A	There was a significant effect of time for the primary outcomes of depression [F(3, 115.2)=6.68; $p<0.001$, $\eta^2_p=0.15$, 95% CI (0.04, 0.26)], stress [F(3, 115.17)=6.35; $p<0.001$, $\eta^2_p=0.14$, 95% CI (0.03, 0.25)], general distress [F(3, 115.15)=6.97; $p<0.001$, $\eta^2_p=0.15$, 95% CI (0.04, 0.26)], perceived stress [F(3, 115.17)=5.15; $p=0.002$, $\eta^2_p=0.12$, 95% CI (0.02, 0.22)], and hopelessness [F(3, 115.07)=4.80, $p=0.003$, $\eta^2_p=0.11$, 95% CI (0.01, 0.21)]. No significant effect of time was found on anxiety [F(3, 115.2)=2.2556, $p>0.05$, $\eta^2_p=0.06$, 95% CI (0.00, 0.14)]. Regarding primary outcome measures, participants exhibited improvements from baseline to post-intervention for depression levels, stress levels, general distress, and perceived stress (all $ps<0.05$) but not for the perceived hopelessness ($p=0.110$).
Beverly et al. ⁴⁴ (2022)	Within subject pre-post	102	≥ 18	USA	Frontline healthcare workers, including direct care providers, indirect care providers, and support or administrative services	OhioHealth Healthcare System (an emergency department, a medical/surgical unit, and a critical care unit)	Tranquil Cine-VR simulation (3 min, 1 session); depicted a lush, green nature preserve to promote relaxation and peace	Subjective stress (VAS-stress: 10-point)	N/A	A significant reduction in subjective stress scores from pre- to post-simulation (mean change= -2.2 \pm 1.7, $t=12.749$, $p<0.001$), with a Cohen's d of 1.08, indicating a very large effect Only four (3.9%) participants met the cutoff for high stress after the simulation, and the number of people with high stress differed pre- and post-simulation ($\chi^2=8.582$, $p=0.003$). Participants who met the cutoff for high stress pre-simulation showed a greater reduction in subjective stress scores compared to participants who did not meet the cutoff pre-simulation (mean change= -3.3 \pm 2.0 vs. 1.6 \pm 1.2, $t=5.403$, $p<0.001$).

Table 1. Characteristics of the included studies (continued)

Study	Study design	Sample size	Age (yr)	Country	Population	Setting	Intervention	Outcome measures	Comparator /control	Outcome (VR-based intervention)
Greenveld et al. ⁴¹ (2022)	Within subject pre-post	48	≥16	Netherlands	Patients with post COVID-19 condition referred for physiotherapy to a physiotherapist	Community-based practice or outpatient rehabilitation clinic	Multimodal VR exercises (30 min per session, 6 weeks): physical (Sync VR Fit), cognitive (Koji's Quest), relaxation and distraction exercises (Sync VR Relax & Distract)	Anxiety and depression (HADS: ≥8) Quality of life (SF-12, The Positive Health questionnaire)	N/A	The scores of the Positive Health questionnaire and SF-12 were significantly increased after 6 weeks. The 1.4 points decrease of total HADS score was not significant ($p=0.08$) for the total group but reached significance ($p=0.01$) for the subgroup of patients who used the mental VR applications.
Meyer et al. ⁴⁶ (2022)	Within subject pre-post	38	≥18	Germany	People who had experienced at least two months of strict social distancing	N/A	Online self-help protocol "COVID Feel Good" VR video "Secret Garden" (10 min, 1 week)+daily social or cognitive exercise (1 week)	Depressiveness (DASS: 7 of 21 items, 4-point) Anxiety (DASS: 7 of 21 items, 4-point) General distress (SUDDS: 0–100) Perceived stress (PSS-10: 10 items, 5-point/ DASS: 7 of 21 items, 4-point) Hopelessness (BHS: 20 items, true or false)	N/A	There was a statistically significant effect of the variable Time displaying difference between the 4 measurements (day -7, 0, 7, 21) for general distress [$F(3, 111)=11.65$, $p<0.001$, $\eta^2=0.061$], perceived stress [$F(3, 111)=4.74$, $p=0.004$, $\eta^2=0.038$], as well as the subscales depression [$F(3, 111)=7.93$, $p\leq 0.001$, $\eta^2=0.047$], anxiety [$F(3, 111)=7.80$, $p<0.001$, $\eta^2=0.047$], and stress [$F(3, 111)=6.78$, $p<0.001$, $\eta^2=0.052$]. However, the decrease in hopelessness turned out to be insignificant [$F(3, 111)=2.65$, $p=0.052$, $\eta^2=0.009$].
Rodrigues et al. ⁴² (2022)	RCT	44 (22+22)	18–80	Brazil	Enrolled from inpatient wards for patients with COVID-19	Regional hospital or university hospital at four sites in Brazil	Therapeutic VR (10 min, 1 session): VR videos with images of landscapes and/or mindfulness techniques)+Occupational therapy (30 min, 1 session)	Anxiety and depression (HADS)	Non-therapeutic VR + Occupational therapy	Concerning the HADS scale, only the experimental group had a difference from baseline to post-intervention (anxiety: baseline 4.10 ± 2.90 , post 2.10 ± 2.23 , $p=0.001$, effect size= 0.773245).
Blake et al. ⁴³ (2022)	RCT	89 (45+44)	≥18	Netherlands	COVID-19 patients in ICU	A university teaching hospital and 3 university-affiliated secondary care hospitals	ICU-VR (14 min, 1 session) consists of 6 scenes+ 60-minute-long consultation	PTSD (IES-R: ≥33) Anxiety (HADS: 7 items, ≥8) Depression (HADS: 7 items, ≥8) Quality of life (SF-36, EQ-5D)	Control (only consultation without VR intervention)	The prevalence and severity of psychological distress were limited throughout follow-up, and no differences in psychological distress or quality of life were observed between the groups. ICU-VR improved satisfaction with (mean score 8.7 , SD 1.6 vs. 7.6 , SD 1.6 [ICU-VR vs. control]; $t_{64}=-2.82$, $p=0.006$) and overall rating of ICU aftercare (mean overall rating of aftercare 8.9 , SD 0.9 vs. 7.8 , SD 1.7 [ICU-VR vs. control]; $t_{64}=-3.25$; $p=0.002$) compared to controls.

ICU, Intensive Care Unit; COVID-19, coronavirus disease-2019; VR, virtual reality; N/A, not available; VAS-stress, Visual Analogue Scale-stress; CD-RISC-10, 10-item Connor-Davidson Resilience Scale; DASS, Depression Anxiety Stress Scales; PSS-10, Perceived Stress Scale 10; BHS, Beck Hopelessness Scale; SF-12, Short Form-12; SUDDS, Subjective Units of Distress Scale; HADS, Hospital Anxiety and Depression Score; IES-R, Impact of Event Scale-Revised; SF-36, Short-Form 36; EQ-5D, European Quality of Life 5 dimensions

one study.⁴¹ Only a single session was conducted in three studies,⁴²⁻⁴⁴ and one study⁴⁵ did not accurately report the duration.

Regarding study design, five^{41,44-47} were within-subject-designed uncontrolled studies (pre- to post-intervention comparison), and two^{42,43} were between-subject-designed controlled studies (intervention versus control group comparison). Among the five before-and-after studies, two studies^{44,45} of COVID-19 medical staffs conducted pre-post comparisons using VR intervention only. However, since studies conducted on COVID-19 patients and those experiencing strict social isolation used a combination of VR intervention and social exercise,^{46,47} or/and cognitive exercise,^{41,46} it was difficult to clearly elucidate the effectiveness of VR intervention, except for other factors. Two RCT studies used a rigorous design to verify the efficacy of VR interventions; however, in the study by Rodrigues et al.,⁴² anxiety and depression were significantly reduced. A study by Vlase et al.⁴³ reported no significant improvement in clinical symptoms (anxiety, depression, and post-traumatic symptoms), except for quality of life.

Within-subjects-designed uncontrolled studies without comparison

Nijland et al.⁴⁵ conducted a pre-post intervention study with assessments immediately before and after VR relaxation sessions. The participants were 326 ICU nurses at the University Medical Centre Groningen working in one of the four ICU for COVID-19 patients. VR relaxation (VRelax), including videos of calming natural environments, lasted longer than 10 minutes. Participants were recommended to use VR for at least 10 min; however, actual use duration data were not collected. Primary outcomes were perceived stress and resilience, which were measured using the Visual Analog Scale-stress (VAS-stress), the Perceived Stress Scale 10 (PSS-10), and the 10-item Connor-Davidson Resilience Scale. After the VRelax sessions, the mean perceived stress level was lower than before the VRelax sessions.

Riva et al.⁴⁷ studied to investigate the effectiveness of a self-administered at-home daily VR-based intervention (“COVID Feel Good”) for reducing the psychological burden experienced during the COVID-19 lockdown in Italy. Riva et al.⁴⁸ developed “COVID Feel Good” to help overcome the psychological burden of the coronavirus by relieving anxiety, improving well-being, and reinforcing social connectedness. It was a weekly self-help VR protocol based on the “Secret Garden” VR video online (www.covidfeelgood.com), which simulates a natural environment aiming to promote relaxation and self-reflection. Forty individuals who had experienced strict social distancing for at least two months participated in this study. The intervention lasted one week, and the inter-

vention protocol consisted of two parts: the first part included 10 minutes VR video entitled “The Secret Garden,” which could be accessed through both an immersive modality (participants’ smartphone and a basic low-cost cardboard VR headset) and a non-immersive modality (the YouTube App); and the second part involved a week-long social exercise with a different topic every day. Regarding primary outcome measures, participants exhibited improvements from baseline to post-intervention for depression levels, stress levels, general distress, and perceived stress, but not for perceived hopelessness, which could be measured through a decrease in the Depression Anxiety Stress Scales (DASS), PSS-10, and Beck Hopelessness Scale (BHS).

Beverly et al.⁴⁴ performed a within subject pre-post study with 102 frontline healthcare workers, including direct care providers, indirect care providers, and support or administrative services. The protocol included the Tranquil Cine-VR simulation, which consisted of a video capture of a lush, green nature preservation, and runs in a three-minute session. The primary outcome was subjective stress, which was measured using VAS-stress. There was a significant reduction in stress scores from pre- to post-simulation. Participants who met the cutoff for high-stress pre-simulation showed a greater reduction in subjective stress scores compared to participants who did not meet the cutoff pre-simulation.

Groenveld et al.⁴¹ examined the feasibility of self-administered VR exercises for COVID-19 patients in a community-based practice or outpatient rehabilitation clinic in the Netherlands. Initially, 48 participants were enrolled; one patient did not start VR and seven patients withdrew mostly due to dizziness. Participants performed the multimodal VR exercises for 6 weeks, each lasting no more than 30 minutes, which consisted of VR physical exercises and VR mental exercises through applications to reduce stress and anxiety and promote cognitive functioning. Primary outcomes included anxiety, depression, and quality of life, which were measured using the Hospital Anxiety and Depression Scale (HADS), the Short Form-12 (SF-12), and the Positive Health questionnaire. There was a significant increase in the SF-12 score and positive health questionnaire after 6 weeks. The decrease in the total HADS score was not significant for the total group, but was significant for the subgroup of patients who used mental VR applications.

Meyer et al.⁴⁶ evaluated the online self-help protocol “COVID Feel Good” in 38 German samples who had experienced at least two months of strict social restriction. This study was conducted using a within-subject pre-post design with a waiting list. The 7-day self-help protocol included the 10 minutes VR video “Secret Garden” developed by Riva et al.⁴⁸ and social or cognitive exercise. This protocol aimed to reinforce coping skills, protect self-esteem, recognize emotional discomfort,

find personal meaning even in difficult times, and revise core assumptions and beliefs. Primary outcomes were depression, anxiety, general stress, perceived stress, and hopelessness. The scales of outcome measurement were the DASS, Subjective Units of Distress Scale, PSS-10, and BHS. There was a statistically significant effect of time, displaying the difference between all primary outcomes except for hopelessness. Treatment effects on general distress, stress, anxiety, and depression persisted for two weeks after participation.

Between-subjects-designed controlled studies

A randomized study by Rodrigues et al.⁴² evaluated whether VR contributes to the control of pain symptoms, sensation of dyspnea, perception of well-being, anxiety, and depression in patients hospitalized with COVID-19. The participants were enrolled from inpatient wards for patients with COVID-19 at four sites in Brazil and randomly assigned to two groups. Twenty-two patients in the intervention group underwent therapeutic VR video and occupational therapy, whereas the other 22 patients in the control group received non-therapeutic VR and occupational therapy. Therapeutic VR included videos with images of landscapes and/or mindfulness techniques to promote relaxation, distraction, and stress relief, whereas non-therapeutic VR included a video with advertisements not related to relaxation and well-being content. The primary outcomes were anxiety and depression, which were measured using HADS. Concerning the HADS, only the experimental group showed a difference from baseline to post-intervention. Between-group differences were not observed.

Vlake et al.⁴³ conducted a multicenter randomized controlled trial. This study aimed to explore the effects of ICU-VR on mental health and on patients' perceived quality of, satisfaction

with, and rating of ICU aftercare among COVID-19 ICU survivors. The participants enrolled in a university teaching hospital and three university-affiliated secondary care hospitals were randomly assigned to either the intervention group (60-minute-consultation and ICU-VR intervention) or the control group (only consultation without VR intervention). The primary outcomes were anxiety, depression, post-traumatic symptoms, and quality of life. There was a non-significant improvement in the clinical symptoms, which could be measured through changes in assessed using the Impact of Event Scale-Revised, HADS, the Short-Form 36 (SF-36), and the European Quality of Life 5 dimensions in the experimental group. ICU-VR improved satisfaction with and overall rating of ICU aftercare compared with controls.

Methodological quality of the included studies













This systematic review included two RCT studies and five before-and-after studies with no control group, so that the quality assessment tool was mixed and used according to the study design. Five before-and-after studies with no control groups were assessed using the NIH quality assessment tool (Table 2). Two RCTs studies were evaluated using RoB 2.0 (Figure 2).

As a result of the quality assessment, most studies included in this review had methodological limitations. First, five of the seven studies were before-and-after studies, which had insufficient designs to rigorously verify the effectiveness of the intervention. In particular, Nijland et al.,⁴⁵ Beverly et al.,⁴⁴ and Groenveld et al.⁴¹ met only five of the 12 criteria. Specifically, the above three studies lacked participant representativeness and the sample size was not calculated to obtain statistical significance. In addition, the outcome assessor was not blinded using only the self-report scale, and follow-up loss was not

Table 2. Risk of bias assessment using NIH quality assessment tool for before and after (pre-post) studies with no control group

	Q1	Q2	Q3	Q4	Q5	Q6	Q7	Q8	Q9	Q10	Q11	Q12
Nijland et al. ⁴⁵ (2021)	Y	Y	N	Y	CD	N	Y	NA	NA	Y	N	NA
Riva et al. ⁴⁷ (2021)	Y	Y	N	Y	Y	Y	Y	NA	Y	Y	Y	NA
Beverly et al. ⁴⁴ (2022)	Y	Y	N	Y	N	Y	N	N	NA	Y	N	NA
Groenveld et al. ⁴¹ (2022)	Y	Y	CD	Y	NR	N	Y	NA	N	Y	N	NA
Meyer et al. ⁴⁶ (2022)	Y	Y	N	Y	Y	Y	Y	NA	NR	Y	Y	NA

Q1: Was the study question or objective clearly stated?, Q2: Were eligibility/selection criteria for the study population prespecified and clearly described?, Q3: Were the participants in the study representative of those who would be eligible for the intervention in the general or clinical population of interest?, Q4: Were all eligible participants that met the prespecified entry criteria enrolled?, Q5: Was the sample size sufficiently large to provide confidence in the findings?, Q6: Was the intervention clearly described and delivered consistently across the study population?, Q7: Were the outcome measures prespecified, clearly defined, valid, reliable, and assessed consistently across all study participants?, Q8: Were the people assessing the outcomes blinded to the participants' interventions?, Q9: Was the loss to follow-up after baseline 20% or less? Were those lost to follow-up accounted for in the analysis?, Q10: Did the statistical methods examine changes in outcome measures from before to after the intervention? Were statistical tests done that provided p-values for the pre-to-post changes?, Q11: Were outcome measures of interest taken multiple times before the intervention and multiple times after the intervention (i.e., did they use an interrupted time-series design)?, Q12: If the intervention was conducted at a group level (e.g., a whole hospital, a community, etc.) did the statistical analysis take into account the use of individual-level data to determine effects at the group level?. NIH, National Institutes of Health; Y, yes; N, no; CD, cannot determine; NA, not applicable; NR, not reported

	Risk of bias domains					
	D1	D2	D3	D4	D5	Overall
Study Rodrigues et al. ⁴² (2022)						
Vlake et al. ⁴³ (2022)						

Domains:
D1: Bias arising from the randomization process.
D2: Bias due to deviations from intended intervention.
D3: Bias due to missing outcome data.
D4: Bias in measurement of the outcome.
D5: Bias in selection of the reported result.




Judgement
 High
 Some concerns
 Low

Figure 2. Risk of bias assessment using RoB 2.0 for randomized controlled trials.

properly managed. The low quality was also attributed to the fact that only pre- and post-tests were performed, and outcomes were not measured multiple times. In the before-and-after studies included in this review, Riva et al.⁴⁷ was the only study assessed to have a low risk of bias. On the other hand, there were only two RCT studies that used rigorous methodologies, and even then, the quality was assessed from some concerns⁴² to a high risk of bias.⁴³

DISCUSSION

To the best of our knowledge, this is the first systematic review to provide an up-to-date overview of the effectiveness of VR-based psychological interventions in individuals experiencing psychological distress during the COVID-19 crisis. In total, there were seven studies eligible for this systematic review—two RCTs and five uncontrolled studies. We could not synthesize the data for a meta-analysis because of the heterogeneity between the studies; they had different populations, assessment tools, outcomes, and duration of studies. Instead, we conducted a systematic literature search of all accessible resources, minimizing selection bias and subjective selection bias.

The participant groups included COVID-19 patients,^{41–43} people who experienced strict social restrictions,^{46,48} and medical staff working with COVID-19 patients.^{44,45} In the former two participant groups (COVID-19 patients and people who underwent strict social distancing), overall, significant improvement was reported in a wide range of psychological distress during COVID-19, ranging from stress, anxiety, depression, and post-traumatic symptoms to quality of life, supporting the efficacy of VR-based psychological intervention. However, in terms of treatment content, the studies that showed clearer effects were eclectic in that social or cognitive exercise,^{46,47} or occupational therapy⁴² were combined with VR intervention, making it difficult to tease the efficacy of VR apart from other

therapeutic modalities. In studies that utilized VR only,^{41,43} the beneficial effects were not pronounced or consistent in psychological distress (stress, anxiety, depression, or post-traumatic symptoms) or quality of life. In the medical staff working with COVID-19 patients, only two uncontrolled studies have been conducted in which post-treatment outcomes were compared to the pre-treatment baseline. They commonly used various calming natural environment images (e.g., lush and green nature preserve) as the background of VR.^{44,45} In addition, they used VAS-stress scale for assess changes in stress levels, which showed a significant reduction in perceived stress.

In contrast to Hatta et al.'s¹⁸ systematic review, which dealt with a similar topic, we applied a more rigorous approach to select eligible studies. The four VR treatment studies included in Hatta et al.¹⁸ were excluded from our study due to problems with inclusion or outcome criteria. For example, participants were convenience sample of young adults recruited from an introductory university course⁴⁹ or inclusion criteria were not specifically described.^{50,51} Although Kolbe et al.'s⁵² study was a VR intervention for COVID-19 patients and health workers, they only analyzed outcomes regarding user experiences (e.g., satisfaction after VR intervention, intent for recommendation), which did not fit the outcome criteria. Yang et al.⁵¹ focused on VR tours, which are not considered as psychological interventions for therapeutic purposes.

Taken together, our systematic review suggests future directions for studies that intend to utilize VR for COVID-19-related psychological distress. First, the development of VR content should be based on the current knowledge of core psychopathology and psychological sciences to be more effective. Most existing studies have shown participants peaceful or pleasant images (e.g., natural environments) in immersive VR modalities, lacking an active treatment component. Because nature-related stimuli are easily accessible and safe to most people and can effectively induce general positive emo-

tions,⁴⁷ they had the advantage of being universally available to a large population with heterogeneous symptoms. They also reaped some success in satisfying the increased mental service needs in a timely manner. However, these early VR interventions were apart from major streams of evidence-based treatment, partly because they were developed before empirical studies clearly described what constitutes the COVID-19-related psychological distress and which factors should be considered important as mechanism of treatment. This is a major caveat of existing studies that hinders further development of this area. To advance this field a step forward, there is a dire need for true confusion that synthesizes evidence-based treatment literature with VR technology. The success of VR exposure therapy for PTSD is a good example of how synergetic effects arise from meticulously combining therapeutic theory and innovative technology.⁵³ Many previous studies have shown that VR exposure therapy provides vivid, realistic virtual stimulation to increase participants' immersion⁵⁴ and reduce participants' dropout rate compared to traditional exposure therapy.³⁰ As such, VR technology can be effectively applied to exposure therapy, an evidence-based treatment for PTSD or anxiety disorders, so it is necessary to consider this when developing VR for COVID-19-related psychological distress in the future. Moreover, it is necessary to consider the heterogeneity in the experience of COVID-19-related psychological distress to develop VR interventions with adequate coverage and depth. As increased stress or anxiety was relatively common during the pandemic,^{3,5} VR stabilization techniques (e.g., containment, light stream, and sensory grounding) can satisfy the needs of the general population. In contrast, a VR intervention, like traditional VR exposure therapy with additional adaptation of VR-related scenarios, would be more conducive to vulnerable groups of individuals who continue to suffer from chronic, severe post-traumatic symptoms.

Second, seven studies included in the present systematic review have shown that VR is a feasible and acceptable innovative method to reduce psychological distress and improve quality of life in the place where the participants stayed (e.g., hospitals, ICU, workplaces, and home). This confirms that VR may serve as a reachable and immersive way to bring practical clinical interventions to hospitalized patients, health-related workers, and patients in the COVID-19 recovery phase, mainly during the ongoing COVID-19 pandemic. Future studies should focus on the fact that VR is necessary for a more traditional style of face-to-face consultation settings.^{52,55} Moreover, most virtual environments in VR videos provided visual and auditory elements. Multimodal VR improves physical and cognitive function in post-stroke rehabilitation.^{41,56} VR with added tactile and olfactory elements would be helpful in building a more realistic VR environment for interventions for psycho-

logical problems. In addition, the differences in the domain regarding efficacy might be due to the design of the VR intervention. Purpose-designed VR interventions seem to be more effective and will support the use of VR in personalized medicine.^{41,57} VR relaxation has revealed that VR approaches have high patient satisfaction and benefits regarding psychological distress. A wide range of VR applications in different domains motivated participants to apply and improve treatment adherence and self-efficacy.

Third, from a methodological point of view, multiple issues must be addressed to provide higher-quality evidence. A small sample size may restrict the statistical power; therefore, the minimum number of participants per group should be determined in the power calculation analysis prior to data collection. The mean duration of VR intervention was inconsistent; hence, it was difficult to determine the optimal duration to maximize treatment outcomes and minimize cybersickness.

Lastly, existing studies mostly relied on self-reported data for assessing treatment outcomes, which can be criticized for validity. Therefore, diversifying measurements using physiological or behavioral data would be helpful to better capture treatment outcomes at different analytical levels. In addition, a long-term follow-up assessment is necessary to determine whether the treatment effect is enduring.

Overall, the existing studies had low methodological quality, and a meta-analysis was not possible due to high heterogeneity. Currently, the total number of VR-based psychological intervention studies was limited. There were only two RCTs, and their methodological quality was evaluated as "some concern" to "high risk of bias." Therefore, well-designed RCTs with enhanced methodological quality are needed to test the efficacy of VR interventions for the treatment of COVID-19-related psychological distress. Although the number of final literatures itself is not a deciding factor to conduct a systematic review and there is no minimum number of studies to include in a systematic review,⁵⁸ this limited number of existing literatures may be interpreted as signifying that it is premature to perform a systematic review. Even when there is no study finally included, a systematic review can be meaningful to provide experts' perspectives on a focused topic.¹⁸ Also, the number of initially screened articles was 239 after excluding unrelated PICOTs, which indicates that there is burgeoning interest and evidence of possible role of VR-based psychological interventions for COVID-19-related mental problems. Thus, we thought that a systematic review of this topic is necessary now to provide an overall picture of the published research to date and make suggestions to improve the quality of future research.

Despite the limited number and low methodological quality of existing studies, our results suggest that VR intervention has promising potential to ameliorate COVID-19-related psy-

chological distress with efficacy and safety. In a world where the demands for mental health service are steeply increasing in response to unforeseen social and natural disasters including the pandemic, well-designed, evidence-based VR interventions can function as useful supplement or alternatives of traditional face-to-face psychotherapy. And our review suggests the major points that needs to be addressed to turn the potential of VR intervention into real progress in the near future.

Supplementary Materials

The online-only Data Supplement is available with this article at <https://doi.org/10.30773/pi.2022.0337>.

Availability of Data and Material

The datasets generated or analyzed during the study are available from the corresponding author on reasonable request.

Conflicts of Interest

Ji Sun Kim, a contributing editor of the *Psychiatry Investigation*, was not involved in the editorial evaluation or decision to publish this article. All remaining authors have declared no conflicts of interest.

Author Contributions

Conceptualization: Bin-Na Kim, Ji Sun Kim. Formal analysis: Seul-Ah Lee, Simyang Heo. Investigation: Somin Kim, Chaeyeon Park, Yujin Jung, Garam Ji, Hyeon-Ah Lee, Kibum Kim, Sungkean Kim. Writing—original draft: Seul-Ah Lee, Simyang Heo. Writing—review & editing: Bin-Na Kim, Ji Sun Kim.

ORCID iDs

Seul-Ah Lee	https://orcid.org/0000-0002-9435-5915
Simyang Heo	https://orcid.org/0000-0001-8232-2289
Somin Kim	https://orcid.org/0000-0001-7104-6645
Chaeyeon Park	https://orcid.org/0000-0002-3951-9657
Yujin Jung	https://orcid.org/0000-0002-2738-8223
Garam Ji	https://orcid.org/0000-0001-8221-8211
Hyeon-Ah Lee	https://orcid.org/0000-0002-7178-9200
Kibum Kim	https://orcid.org/0000-0003-2590-9600
Sungkean Kim	https://orcid.org/0000-0003-4649-6112
Bin-Na Kim	https://orcid.org/0000-0003-2667-193X
Ji Sun Kim	https://orcid.org/0000-0003-2472-4591

Funding Statement

This research was supported by a grant of the Korea Health Technology R&D Project through the Korea Health Industry Development Institute (KHIDI), funded by the Ministry of Health & Welfare, Republic of Korea (grant number: HI22C0619).

Acknowledgments

This study was also supported by Soonchunhyang University.

REFERENCES

- Jee Y. WHO International health regulations emergency committee for the COVID-19 outbreak. *Epidemiol Health* 2020;42:e2020013.
- da Silva FCT, Neto MLR. Psychiatric symptomatology associated with depression, anxiety, distress, and insomnia in health professionals working in patients affected by COVID-19: a systematic review with meta-analysis. *Prog Neuropsychopharmacol Biol Psychiatry* 2021;104:110057.
- Salari N, Hosseini-Far A, Jalali R, Vaisi-Raygani A, Rasoulpoor S, Mohammadi M, et al. Prevalence of stress, anxiety, depression among the general population during the COVID-19 pandemic: a systematic review and meta-analysis. *Global Health* 2020;16:57.
- Xiong J, Lipsitz O, Nasri F, Lui LMW, Gill H, Phan L, et al. Impact of COVID-19 pandemic on mental health in the general population: a systematic review. *J Affect Disord* 2020;277:55-64.
- Xiang YT, Yang Y, Li W, Zhang L, Zhang Q, Cheung T, et al. Timely mental health care for the 2019 novel coronavirus outbreak is urgently needed. *Lancet Psychiatry* 2020;7:228-229.
- Bridgland VME, Moeck EK, Green DM, Swain TL, Nayda DM, Matson LA, et al. Why the COVID-19 pandemic is a traumatic stressor. *PLoS One* 2021;16:e0240146.
- Bahk YC, Park K, Kim N, Lee J, Cho S, Jang J, et al. Psychological impact of COVID-19 in South Korea: a preliminary study. *Korean J Clin Psychol* 2020;39:355-367.
- World Health Organization. Weekly epidemiological update on COVID-19 - 29 March 2022 [Internet]. Available at: <https://www.who.int/publications/m/item/weekly-epidemiological-update-on-covid-19---29-march-2022>. Accessed August 24, 2022.
- Baldassarre A, Giorgi G, Alessio F, Lulli LG, Arcangeli G, Mucci N. Stigma and discrimination (SAD) at the time of the SARS-CoV-2 pandemic. *Int J Environ Res Public Health* 2020;17:6341.
- Benfante A, Di Tella M, Romeo A, Castelli L. Traumatic stress in healthcare workers during COVID-19 pandemic: a review of the immediate impact. *Front Psychol* 2020;11:569935.
- Kwon DH, Hwang J, Cho YW, Song ML, Kim KT. The mental health and sleep quality of the medical staff at a hub-hospital against COVID-19 in South Korea. *J Sleep Med* 2020;17:93-97.
- Schwartz J, King CC, Yen MY. Protecting healthcare workers during the coronavirus disease 2019 (COVID-19) outbreak: lessons from Taiwan's severe acute respiratory syndrome response. *Clin Infect Dis* 2020;71:858-860.
- Kim ON, Choi SY. Factors affecting post-traumatic stress of nurses in direct care for COVID-19 patients. *J Korean Clin Nurs Res* 2021;27:121-129.
- Brooks SK, Webster RK, Smith LE, Woodland L, Wessely S, Greenberg N, et al. The psychological impact of quarantine and how to reduce it: rapid review of the evidence. *Lancet* 2020;395:912-920.
- Jacobson NC, Lekkas D, Price G, Heinz MV, Song M, O'Malley AJ, et al. Flattening the mental health curve: COVID-19 stay-at-home orders are associated with alterations in mental health search behavior in the United States. *JMIR Ment Health* 2020;7:e19347.
- Lenferink LIM, Meyerbröker K, Boelen PA. PTSD treatment in times of COVID-19: a systematic review of the effects of online EMDR. *Psychiatry Res* 2020;293:113438.
- Galea S, Merchant RM, Lurie N. The mental health consequences of COVID-19 and physical distancing: the need for prevention and early intervention. *JAMA Intern Med* 2020;180:817-818.
- Hatta MH, Sidi H, Sharip S, Das S, Saini SM. The role of virtual reality as a psychological intervention for mental health disturbances during the COVID-19 pandemic: a narrative review. *Int J Environ Res Public Health* 2022;19:2390.
- Slater M, Sanchez-Vives MV. Enhancing our lives with immersive virtual reality. *Front Robot AI* 2016;3:74.
- Gerardi M, Cukor J, Difede J, Rizzo A, Rothbaum BO. Virtual reality exposure therapy for post-traumatic stress disorder and other anxiety disorders. *Curr Psychiatry Rep* 2010;12:298-305.
- Singh RP, Javaid M, Kataria R, Tyagi M, Haleem A, Suman R. Significant applications of virtual reality for COVID-19 pandemic. *Diabetes Metab Syndr* 2020;14:661-664.
- Sainz-Fuertes R, Gelabert Mir JM, Valderas JM, Bullock K, Giersch A, Vogley K, et al. COVID-19 and mental health: a review and the role of telehealth and virtual reality. *Digit Med* 2020;6:53-66.
- Veling W, Lestestuijver B, Jongma M, Hoenders HJR, van Driel C. Virtual reality relaxation for patients with a psychiatric disorder: crossover randomized controlled trial. *J Med Internet Res* 2021;23:e17233.

24. Freeman D, Reeve S, Robinson A, Ehlers A, Clark D, Spanlang B, et al. Virtual reality in the assessment, understanding, and treatment of mental health disorders. *Psychol Med* 2017;47:2393-2400.
25. Park MJ, Kim DJ, Lee U, Na EJ, Jeon HJ. A literature overview of virtual reality (VR) in treatment of psychiatric disorders: recent advances and limitations. *Front Psychiatry* 2019;10:505.
26. Gerardi M, Rothbaum BO, Ressler K, Heekin M, Rizzo A. Virtual reality exposure therapy using a virtual Iraq: case report. *J Trauma Stress* 2008;21:209-213.
27. Shin B, Oh J, Kim BH, Kim HE, Kim H, Kim S, et al. Effectiveness of self-guided virtual reality-based cognitive behavioral therapy for panic disorder: randomized controlled trial. *JMIR Ment Health* 2021;8:e30590.
28. Botella C, Fernández-Álvarez J, Guillén V, García-Palacios A, Baños R. Recent progress in virtual reality exposure therapy for phobias: a systematic review. *Curr Psychiatry Rep* 2017;19:42.
29. Paul M, Bullock K, Bailenson J. Virtual reality behavioral activation for adults with major depressive disorder: feasibility randomized controlled trial. *JMIR Ment Health* 2022;9:e35526.
30. Deng W, Hu D, Xu S, Liu X, Zhao J, Chen Q, et al. The efficacy of virtual reality exposure therapy for PTSD symptoms: a systematic review and meta-analysis. *J Affect Disord* 2019;257:698-709.
31. Boydston CD, Pandita S, Finkelstein-Fox L, Difede J. Harnessing virtual reality for disaster mental health: a systematic review. *Transl Issues Psychol Sci* 2021;7:315-331.
32. Duan YY, Zhang JY, Xie M, Feng XB, Xu S, Ye ZW. Application of virtual reality technology in disaster medicine. *Curr Med Sci* 2019;39:690-694.
33. Fodor LA, Coteț CD, Cuijpers P, Szamoskozi S, David D, Cristea IA. The effectiveness of virtual reality based interventions for symptoms of anxiety and depression: a meta-analysis. *Sci Rep* 2018;8:1-13.
34. Carl E, Stein AT, Levihn-Coon A, Pogue JR, Rothbaum B, Emmelkamp P, et al. Virtual reality exposure therapy for anxiety and related disorders: a meta-analysis of randomized controlled trials. *J Anxiety Disord* 2019;61:27-36.
35. Sonney J, Björling EA, Rodriguez S, Carr N. Pivoting to “no contact”: a protocol for conducting a virtual reality relaxation home study for teens amidst the COVID-19 pandemic. *J Pediatr Health Care* 2021;35:552-558.
36. Hatta MH, Sidi H, Siew Koon C, Che Roos NA, Sharip S, Abdul Samad FD, et al. Virtual reality (VR) technology for treatment of mental health problems during COVID-19: a systematic review. *Int J Environ Res Public Health* 2022;19:5389.
37. Institute of Medicine. Finding what works in health care: standards for systematic reviews. Washington, DC: The National Academies Press; 2011.
38. Higgins JP, Thomas J, Chandler J, Cumpston M, Li T, Page MJ, et al. *Cochrane handbook for systematic reviews of interventions*. Hoboken, NJ: John Wiley & Sons; 2019.
39. National Institutes of Health. Quality assessment tool for before-after (pre-post) studies with no control group. Systematic evidence reviews and clinical practice guidelines. Washington, DC: National Institutes of Health; 2014.
40. Ioannidis JP, Patsopoulos NA, Rothstein HR. Reasons or excuses for avoiding meta-analysis in forest plots. *BMJ* 2008;336:1413-1415.
41. Groenveld T, Achttien R, Smits M, de Vries M, van Heerde R, Staal B, et al. Feasibility of virtual reality exercises at home for post-COVID-19 condition: cohort study. *JMIR Rehabil Assist Technol* 2022;9:e36836.
42. Rodrigues IM, Lima AG, Santos AED, Santos ACA, Nascimento LSD, Serra MVCL, et al. A single session of virtual reality improved tiredness, shortness of breath, anxiety, depression and well-being in hospitalized individuals with COVID-19: a randomized clinical trial. *J Pers Med* 2022;12:829.
43. Vlake JH, van Bommel J, Wils EJ, Bienvenu J, Hellemons ME, Korevaar TI, et al. Intensive care unit-specific virtual reality for critically ill patients with COVID-19: multicenter randomized controlled trial. *J Med Internet Res* 2022;24:e32368.
44. Beverly E, Hommema L, Coates K, Duncan G, Gable B, Gutman T, et al. A tranquil virtual reality experience to reduce subjective stress among COVID-19 frontline healthcare workers. *PLoS One* 2022;17:e0262703.
45. Nijland JWHM, Veling W, Lestestuijver BP, Van Driel CMG. Virtual reality relaxation for reducing perceived stress of intensive care nurses during the COVID-19 pandemic. *Front Psychol* 2021;12:706527.
46. Meyer ML, Kaesler A, Wolffgramm S, Perić NL, Bunjaku G, Dickmann L, et al. COVID feel good: evaluation of a self-help protocol to overcome the psychological burden of the COVID-19 pandemic in a German sample. *J Clin Med* 2022;11:2080.
47. Riva G, Bernardelli L, Castelnovo G, Di Lernia D, Tuena C, Clementi A, et al. A virtual reality-based self-help intervention for dealing with the psychological distress associated with the COVID-19 lockdown: an effectiveness study with a two-week follow-up. *Int J Environ Res Public Health* 2021;18:8188.
48. Riva G, Bernardelli L, Browning MHEM, Castelnovo G, Cavedoni S, Chirico A, et al. COVID feel good—an easy self-help virtual reality protocol to overcome the psychological burden of coronavirus. *Front Psychiatry* 2020;11:563319.
49. Waller M, Mistry D, Jetly R, Frewen P. Meditating in virtual reality 3: 360° video of perceptual presence of instructor. *Mindfulness (N Y)* 2021;12:1424-1437.
50. Siani A, Marley SA. Impact of the recreational use of virtual reality on physical and mental wellbeing during the COVID-19 lockdown. *Health Technol (Berl)* 2021;11:425-435.
51. Yang T, Lai IKW, Fan ZB, Mo QM. The impact of a 360° virtual tour on the reduction of psychological stress caused by COVID-19. *Technol Soc* 2021;64:101514.
52. Kolbe L, Jaywant A, Gupta A, Vanderlind WM, Jabbour G. Use of virtual reality in the inpatient rehabilitation of COVID-19 patients. *Gen Hosp Psychiatry* 2021;71:76-81.
53. Gonçalves R, Pedrozo AL, Coutinho ES, Figueira I, Ventura P. Efficacy of virtual reality exposure therapy in the treatment of PTSD: a systematic review. *PLoS One* 2012;7:e48469.
54. Benbow AA, Anderson PL. A meta-analytic examination of attrition in virtual reality exposure therapy for anxiety disorders. *J Anxiety Disord* 2019;61:18-26.
55. Rizzo AS, Shilling R. Clinical virtual reality tools to advance the prevention, assessment, and treatment of PTSD. *Eur J Psychotraumatol* 2017;8(sup5):1414560.
56. Maggio MG, Latella D, Maresca G, Sciarone F, Manuli A, Naro A, et al. Virtual reality and cognitive rehabilitation in people with stroke: an overview. *J Neurosci Nurs* 2019;51:101-105.
57. Aminov A, Rogers JM, Middleton S, Caeyenberghs K, Wilson PH. What do randomized controlled trials say about virtual rehabilitation in stroke? A systematic literature review and meta-analysis of upper-limb and cognitive outcomes. *J Neuroeng Rehabil* 2018;15:29.
58. Booth A, Sutton A, Clowes M, Martyn-St James M. *Systematic approaches to a successful literature review*. London: SAGE Publications; 2021.

SUPPLEMENTARY MATERIAL

Search Strategy for Mapping Review

PubMed

Date Range : No restriction
Records retrieved: 90

No	Searches
#1	(COVID-19 OR SARS-CoV-2): MeSH (OR COVID-19 OR sars cov 2 infection* OR sars cov 2 infection* OR 2019 novel coronavirus disease* OR 2019 novel coronavirus infection* OR covid 19 virus infection* OR covid 19 virus infection OR “coronavirus disease 2019 OR “coronavirus disease 19 OR coronavirus disease 19 OR sars coronavirus 2 infection OR covid 19 virus disease* OR covid 19 virus disease* OR COVID19 OR covid 19 pandemic* OR covid 19 pandemic* OR coronavirus disease 2019 virus* OR 2019 novel coronavirus* OR covid 19 virus* OR covid 19 virus* OR covid19 virus*):Ti,AB
#2	(psychological distress OR Anxiety OR depressive disorder OR Depression OR trauma and stressor related disorders OR psychological trauma OR mental health OR stress disorders, traumatic, acute OR stress disorders, traumatic OR stress, psychological OR stress disorders, post traumatic OR quality of life): MeSH (OR psychological distress OR emotional distress OR emotional stress OR Anxiety OR Stress OR Anxiousness OR depressive symptom* OR emotional depression OR Depressive OR Depression OR Trauma OR trauma psychological OR mental health OR psychological stress* OR life stress* OR psychologic stress OR psychological stressor* OR post traumatic stress disorder* OR post traumatic stress disorder* OR PTSD OR posttraumatic neuroses OR posttraumatic stress disorder* OR acute post traumatic stress disorder OR acute post traumatic stress disorder OR mental fatigue OR life quality OR health related quality of life OR health related quality of life OR HRQOL OR QOL): Ti,AB
#3	(covid 19 stress syndrome): Supplementary Concept (OR covid 19 related stress):Ti,AB (OR covid-19): MeSH (OR covid-19 OR covid19): All Fields (AND stress syndrome OR covid stress syndrome):Ti,AB
#4	#1 AND #2 OR #3
#5	(virtual reality exposure therapy OR virtual reality): MeSH (OR educational virtual realit* OR virtual realit* OR VR OR virtual reality immersion therap* OR virtual reality therap* OR virtual reality exposure therap*):Ti,AB
#6	#4 AND #5

Ovid MEDLINE

Date Range: No restriction
Records retrieved: 72

No	Searches
#1	(COVID-19 or SARS-CoV-2 or COVID 19 or SARS-CoV-2 Infection* or SARS CoV 2 Infection* or 2019 Novel Coronavirus Disease* or “2019 Novel Coronavirus Infection* or COVID-19 Virus Infection* or Coronavirus Disease 2019 or Coronavirus Disease-19 or Coronavirus Disease 19 or SARS Coronavirus 2 Infection or COVID-19 Virus Disease* or COVID 19 Virus Disease* or COVID19 or COVID-19 Pandemic*. or COVID 19 Pandemic* or Coronavirus Disease 2019 Virus* or 2019 Novel Coronavirus* or COVID-19 Virus* or COVID 19 Virus* or COVID19 Virus*): Ti,AB
#2	Psychological Distress or Anxiety or Depression or Trauma and Stressor Related Disorders or Psychological Trauma or Mental Health or Stress Disorders, Traumatic, Acute or Stress Disorders, Traumatic or Stress, Psychological or Stress Disorders, Post-Traumatic or Quality of Life or (Psychological Distress or Emotional Distress or Emotional Stress or Anxiety Stress or Anxiousness or Depressive Symptom* or Emotional Depression or Depressive or Depression or Trauma or Trauma, Psychological or Mental Health or Psychological Stress* or Life Stress* or Psychologic Stress or Psychological Stressor* or Post-Traumatic Stress Disorder* or Post Traumatic Stress Disorder* or PTSD or Posttraumatic Neuroses or Posttraumatic Stress Disorder* or Acute Post-Traumatic Stress Disorder or Acute Post Traumatic Stress Disorder or Mental Fatigue or Life Quality or Health Related Quality of Life or Health-Related Quality of Life or HRQOL or QOL):Ti,AB
#3	(COVID-19 stress syndrome or covid-19 related stress or COVID19 stress syndrome or COVID stress syndrome):Ti, AB
#4	#1 AND #2 OR #3
#5	(Virtual Reality Exposure Therapy or Virtual Reality or Educational Virtual Realit* or Virtual realit* or VR or Virtual Reality Immersion Therap* or Virtual Reality Therap* or Virtual Reality Exposure Therap*):Ti,AB
#6	#4 AND #5

Cochrane Library

Date Range: No restriction
Records retrieved: 37

#	Searches
1	([SARS-CoV-2] or [COVID-19]): Mesh Descriptor explode all trees or (COVID 19 or SARS-CoV-2 Infection* or SARS CoV 2 Infection* or 2019 Novel Coronavirus Disease* or 2019 Novel Coronavirus Infection* or COVID-19 Virus Infection* or COVID 19 Virus Infection or Coronavirus Disease 2019 or Coronavirus Disease-19 or Coronavirus Disease 19 or SARS Coronavirus 2 Infection or COVID-19 Virus Disease* or COVID 19 Virus Disease* or COVID19 or COVID-19 Pandemic* or COVID 19 Pandemic* or Coronavirus Disease 2019 Virus* or 2019 Novel Coronavirus* or COVID-19 Virus or COVID 19 Virus* or COVID19 Virus*): ti,ab,kw
2	([Psychological Distress] or [Anxiety or Depression] or [Trauma and Stressor Related Disorders] or [Psychological Trauma] or [Mental Health] or [Stress Disorders], [Traumatic, Acute] or [Stress Disorders, Traumatic] or [Stress, Psychological] or [Stress Disorders], [Post-Traumatic] or [Quality of Life]):Mesh Descriptor explode all trees or (Psychological Distress or Emotional Distress or Emotional Stress or Anxiety or Stress or Anxiousness or Depressive Symptom or Emotional Depression or Depressive or Depression or Trauma or Trauma, Psychological or Mental Health or Psychological Stress* or Life Stress* or Psychologic Stress or Psychological Stressor* or Post-Traumatic Stress Disorder* or Post Traumatic Stress Disorder* or PTSD or Posttraumatic Neuroses or Posttraumatic Stress Disorder* or Acute Post-Traumatic Stress Disorder or Acute Post Traumatic Stress Disorder or Mental Fatigue or Life Quality or Health Related Quality of Life or Health-Related Quality of Life or HRQOL or QOL): ti,ab,kw
3	(COVID-19 stress syndrome or covid-19 related stress or COVID19 stress syndrome or COVID stress syndrome):ti,ab,kw
4	#1 AND #2 OR #3
5	([Virtual Reality Exposure Therapy] or [Virtual Reality]): MeSH descriptor explode all trees or (Educational Virtual Realit* or Virtual realit* or VR or Virtual Reality Immersion Therap* or Virtual Reality Therap* or Virtual Reality Exposure Therap*):ti,ab,kw
6	#4 AND #5

Web of Science

Date Range: No restriction
Records retrieved: 159

#	Searches
1	TS=(COVID-19 OR SARS-CoV-2 OR COVID 19 OR SARS-CoV-2 Infection* OR SARS CoV 2 Infection* OR 2019 Novel Coronavirus Disease* OR 2019 Novel Coronavirus Infection* OR COVID-19 Virus Infection* OR COVID 19 Virus Infection OR Coronavirus Disease 2019 OR Coronavirus Disease-19 OR Coronavirus Disease 19 OR SARS Coronavirus 2 Infection OR COVID-19 Virus Disease* OR COVID 19 Virus Disease* OR COVID19 OR COVID-19 Pandemic* OR COVID 19 Pandemic* OR Coronavirus Disease 2019 Virus* OR 2019 Novel Coronavirus* OR COVID-19 Virus* OR COVID 19 Virus* OR COVID19 Virus*)
2	TS=(Psychological Distress OR Anxiety OR Depression OR Trauma and Stressor Related Disorders OR Psychological Trauma OR Mental Health OR Stress Disorders, Traumatic, Acute OR Stress Disorders, Traumatic OR Stress, Psychological OR Stress Disorders, Post-Traumatic OR Quality of Life OR Emotional Distress OR Emotional Stress OR Stress OR Anxiousness OR Depressive Symptom* OR Emotional Depression OR Depressive OR Trauma OR Trauma, Psychological OR Psychological Stress* OR Life Stress* OR Psychologic Stress OR Psychological Stressor* OR Post-Traumatic Stress Disorder* OR Post Traumatic Stress Disorder* OR PTSD OR Posttraumatic Neuroses OR Posttraumatic Stress Disorder* OR Acute Post-Traumatic Stress Disorder OR Acute Post Traumatic Stress Disorder OR Mental Fatigue OR Life Quality OR Health Related Quality of Life OR Health-Related Quality of Life OR HRQOL OR QOL)
3	TS=(COVID-19 stress syndrome OR covid-19 related stress OR COVID19 stress syndrome OR COVID stress syndrome)
4	#1 AND #2 OR #3
5	TS=(Virtual Reality Exposure Therapy OR Virtual Reality OR Educational Virtual Realit* OR Virtual realit* OR VR OR Virtual Reality Immersion Therap* OR Virtual Reality Therap* OR Virtual Reality Exposure Therap*)
6	#4 AND #5

Embase

Date Range: No restriction
Records retrieved: 227

#	Searches
1	(coronavirus disease 2019 OR severe acute respiratory syndrome coronavirus 2 OR sars coronavirus)/exp
2	(covid 19 OR sars-cov-2 infection* OR sars cov 2 infection* OR 2019 novel coronavirus disease* OR 2019 novel coronavirus infection* OR covid-19 virus infection* OR covid 19 virus infection OR coronavirus disease 2019 OR coronavirus disease-19 OR coronavirus disease 19 OR sars coronavirus 2 infection OR covid-19 virus disease* OR covid 19 virus disease* OR covid19 OR covid-19 pandemic* OR covid 19 pandemic* OR coronavirus disease 2019 virus* OR 2019 novel coronavirus* OR covid-19 virus* OR covid 19 virus* OR covid19 virus*):ab,ti
3	#1 OR #2
4	(stress syndrome OR anxiety OR anxiety disorder OR depression OR posttraumatic stress disorder OR psychotrauma OR mental health OR acute stress disorder OR mental stress OR quality of life)/exp
5	(psychological distress OR emotional distress OR emotional stress OR anxiety OR stress OR anxiousness OR depressive symptom* OR emotional depression OR depressive OR depression OR trauma OR trauma, psychological OR mental health OR psychological stress* OR life stress* OR psychologic stress OR psychological stressor* OR post-traumatic stress disorder* OR post traumatic stress disorder* OR ptsd OR posttraumatic neuroses OR posttraumatic stress disorder* OR acute post-traumatic stress disorder OR acute post traumatic stress disorder OR mental fatigue OR life quality OR health related quality of life OR health-related quality of life OR hrqol OR qol):ab,ti
6	#4 OR #5
7	#3 AND #6
8	(covid stress scales OR covid-19 related psychological distress)/exp OR (covid-19 related stress OR covid19 stress syndrome OR covid stress syndrome):ab,ti
9	#7 OR #8
10	(virtual reality exposure therapy OR virtual reality OR virtual reality system)/exp OR (educational virtual realit* OR virtual realit* OR vr OR virtual reality immersion therap* OR virtual reality therap* OR virtual reality exposure therap*):ab,ti
11	#9 AND #10

PsycINFO

Date Range: No restriction
Records retrieved: 45

#	Searches
1	MA COVID-19 OR MA SARS-CoV-2) OR MJ COVID-19
2	COVID 19 OR SARS-CoV-2 Infection* OR SARS CoV 2 Infection* OR 2019 Novel Coronavirus Disease* OR 2019 Novel Coronavirus Infection* OR COVID-19 Virus Infection* OR COVID 19 Virus Infection OR Coronavirus Disease 2019 OR Coronavirus Disease-19 OR Coronavirus Disease 19 OR SARS Coronavirus 2 Infection OR COVID-19 Virus Disease* OR COVID 19 Virus Disease* OR COVID19 OR COVID-19 Pandemic* OR COVID 19 Pandemic* OR Coronavirus Disease 2019 Virus* OR 2019 Novel Coronavirus* OR COVID-19 Virus* OR COVID 19 Virus* OR COVID19 Virus*
3	#1 OR #2
4	MA(Psychological Distress OR Anxiety OR Depression OR Trauma and Stressor Related Disorders OR Psychological Trauma OR Mental Health OR Stress Disorders, Traumatic, Acute OR Stress Disorders, Traumatic OR Stress, Psychological OR Stress Disorders, Post-Traumatic OR Quality of Life) OR MJ (Psychological Stress OR Anxiety OR Anxiety Disorders OR Major Depression OR Depression (Emotion) OR Reactive Psychosis OR Posttraumatic Stress OR Mental Health OR Stress Reactions OR Quality of Life)
5	Psychological Distress OR Emotional Distress OR Emotional Stress OR Anxiety OR Stress OR Anxiousness OR Depressive Symptom* OR Emotional Depression OR Depressive OR Depression OR Trauma OR Trauma, Psychological OR Mental Health OR Psychological Stress* OR Life Stress* OR Psychological Stress OR Psychological Stressor* OR Post-Traumatic Stress Disorder* OR Post Traumatic Stress Disorder* OR PTSD OR Posttraumatic Neuroses OR Posttraumatic Stress Disorder* OR Acute Post-Traumatic Stress Disorder OR Acute Post Traumatic Stress Disorder OR Mental Fatigue OR Life Quality OR Health Related Quality of Life OR Health-Related Quality of Life OR HRQOL OR QOL
6	#4 OR #5
7	#3 AND #6
8	COVID-19 stress syndrome OR covid-19 related stress OR COVID19 stress syndrome OR COVID stress syndrome
9	#7 OR #8
10	MA Virtual Reality Exposure Therapy OR MA Virtual Reality OR MJ Virtual Reality Exposure Therapy OR MJ Virtual Reality OR Educational Virtual Realit* OR Virtual realit* OR VR OR Virtual Reality Immersion Therap* OR Virtual Reality Therap* OR Virtual Reality Exposure Therap*
11	#9 AND #10